

MULTI FUNCTION 'Y' FITTINGS

DESCRIPTION



Multi Function 'Y' Fittings

DESCRIPTION

MULTI FUNCTION 'Y' FITTINGS are manufactured from strong, lightweight blow moulded polyethylene and have been specifically designed to integrate with all types of flexible ductwork. Easy to handle with no sharp edges and manufactured from corrosion free material, they are perfect for both commercial and domestic installations. Smooth internal surfaces allow for superior air distribution which can be regulated by the installation of a Polyaire VOLUME CONTROL DAMPER. The product is available as an insulated or non insulated product. The insulation specification will vary from location to location.

APPLICATION SELECTOR

MULTI FUNCTION Y's	
RESIDENTIAL	Highly Recommended
COMMERCIAL	Highly Recommended
EXHAUST	Suitable
REVERSE CYCLE	Highly Recommended
EVAP COOLING	Highly Recommended
GAS HEATING	Highly Recommended









CODE:

	HIGHLY RECOMMENDED
	SUITABLE
	NOT RECOMMENDED

FEATURES

- No air leaks
- Smooth internal surface
- Non corrosive
- High impact material
- Multi step configuration
- Flexible duct locking lugs
- Plain or insulated finish

MULTI FUNCTION 'Y' FITTINGS DIMENSIONS

NAME	SHAPE	DIMENSIONS			PLAIN	INSULATED
		A	B	C		
Y1		200 (8")	150 (6")	150 (6")	0648	0641
Y2		250-200 (10"-8")	200-150 (8"-6")	200-150 (8"-6")	0649	0642
Y3		300-250 (12"-10")	250-200 (10"-8")	250-200 (10"-8")	0650	0643
Y4		350-300 (14"-12")	300-250 (12"-10")	300-250 (12"-10")	0651	0644
Y5		400-350 (16"-14")	350-300 (14"-12")	350-300 (14"-12")	0652	0645
Y6		450-400 (18"-16")	400-350 (16"-14")	400-340-300 (16"-14"-12")	0653	0646
Y7		500-450 (20"-18")	450-400 (18"-16")	450-400-350 (18"-16"-14")	0654	0647
Y8		550-500 (22"-20")	500-450 (20"-18")	450-400-350 (18"-16"-14")	0673	0674